



# "The Diary of Anne Frank"

Authors: Frances Goodrich & Albert Hackett

## Notes

The entire play takes place on the same set. As far as lighting concept, the designer needs to indicate the various times of day by suggesting different light sources. The window to the outside will be an important indicator of time of year and time of day. The play is packed with strong emotions; therefore, the lighting can help echo those feelings.

\*\*The lighting for this play can be simple or complex. Patterns should be used to assist the scene and care should be taken to not overpower the scenes.

## Act 1/Scene 1



### Setting

Dusty attic with two adjoining small rooms. A stairway leading down to hidden access on ground floor.

### Lighting Indicators

Late afternoon, November 1945.

### Color Suggestions

**AP7900**  **Kiss Me Tint** - Warm sunlight (through window)  
**AP3200**  **Submissive Lavender** - Cool that complements the sunlight

### Pattern Suggestions

**Side Note:**  
View through window can be leaf break-ups, a city skyline, various clouds, or any combination of these elements.

**Spring Branches**  
1017



**Abstract Village**  
6057 (use with care)



**Clouds Full**  
1102



**Clouds Few**  
1108



**Clouds Many**  
1109



(use any of these three)

## Act 1/Scene 2



### Setting

Same setting but attic has been cleaned up and ready for the families to move in as stated in the play.

### Lighting Indicators

Early morning, July 1942; "Standing at the window."

### Color Suggestions

**AP7050**  **Fatherless Amber** - Morning sunlight  
 or  
**AP7900**  **Kiss Me Tint** - *dimmed* for morning sunlight  
 Combine with cool from previous scene

### Pattern Suggestions

**Spring Branches**  
1017



## Act 1/Scene 3

### Setting

Same as Scene 2

### Lighting Indicators

July 1942, 6:00 p.m.

### Color Suggestions

**AP7300**  **Bashful Amber** - Waning sun  
 Combine with cool from previous scene

### Pattern Suggestions

See previous scene

## Act 1/Scene 4




### Setting

Same as Scene 2

### Lighting Indicators

Several months later. Middle of the night. "A little light comes through the skylight in Peter's room."

### Color Suggestions



**AP4600**  **Electric Blue** - Moonlight through skylight at opening of scene  
**AP6600**  **Harvest Gold** - Incandescent light in Van Daan's room  
**AP6600**  **Harvest Gold** - Incandescent light in Anne's room

### Pattern Suggestions

**Full Moon**  
SR-0097



**Star Breakup Natural** (or) **Starry Night Dense**  
1057 1093



**Tree**  
1031



## Act 1/Scene 5

### Setting

Same as Scene 2

### Lighting Indicators

First night of Hanukkah. Lighting the Menorah. General light levels can vary depending on director's desire to highlight the lighting of the candles.

### Color Suggestions

**AP6600**  **Harvest Gold** - Bright incandescent light in main room

### Pattern Suggestions

**Star Of David**  
3121



(or) **Israeli Star**  
3399



**Menorah**  
3120



## Act 2/Scene 1



### Setting

Same as Act 1/Scene 2

### Lighting Indicators

January 19, 1944, late afternoon. "It is cold."

### Color Suggestions

**AP7900**  **Kiss Me Tint** - Warm sunlight (through window)  
**AP3200**  **Submissive Lavender** - Cool that complements the sunlight